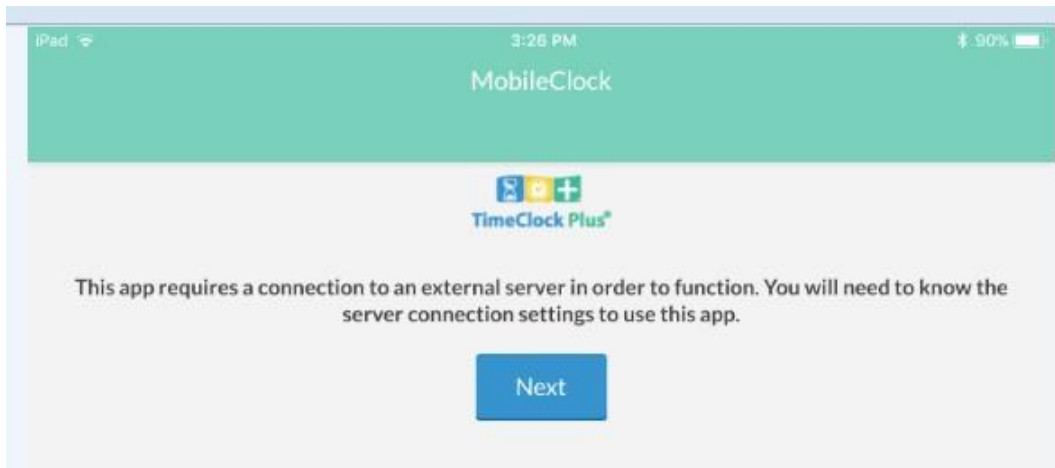


## How to Install TimeClock Plus V7 MobileClock App

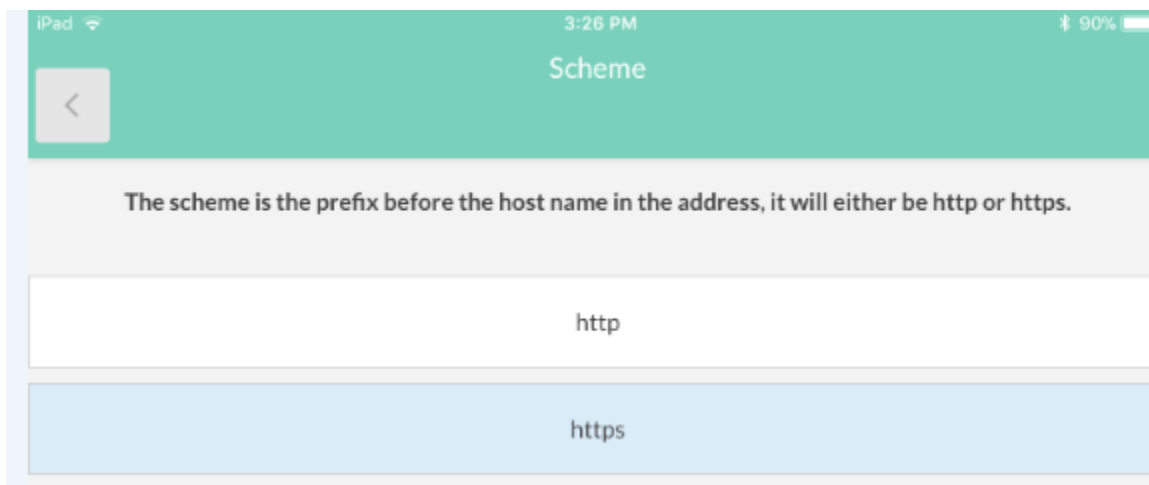
1. Search in the mobile apps store for: TimeClock Plus v7



2. Download/ install the application
3. Open the install icon (wizard)



4. Select the scheme
  - HTTPS



5. Enter the Host and Port information
  - Host 234411.tcplusondemand.com
  - Port 443

Server

3:27 PM 90%

The host is the name of the server, or the network hosting the server, the port is the TCP port that the server is listening on, if you have not been provided with a port then it is likely using the default so there is no need to change it.

Host 234411.tcplusondemar

Port 443

Next

6. Enter the Namespace
  - 234411

Namespace

6/19/2018 03:29:50 PM 90%

The namespace tells the server what database to connect to, if you have not been provided with one then leave it blank.

Namespace 234411

Next

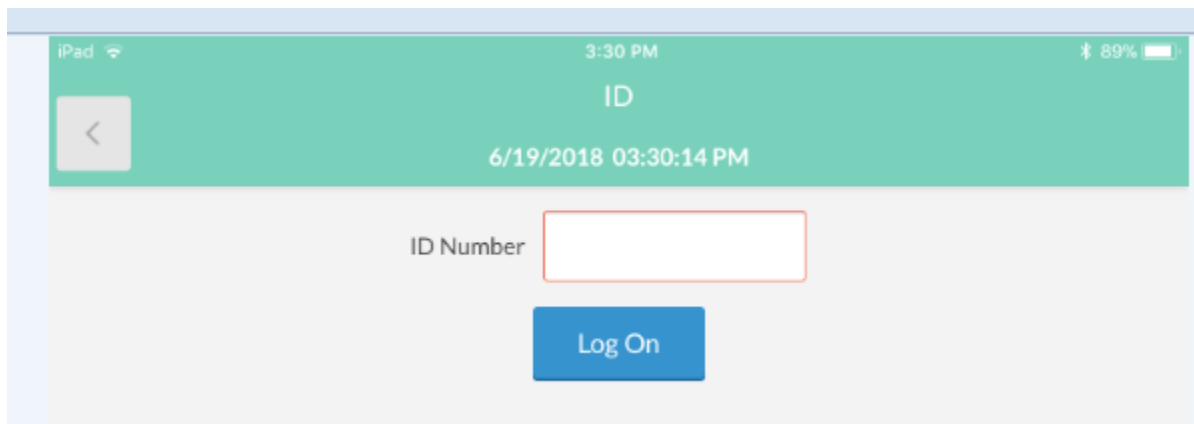
7. Select Jasper County Board of Education 1

Select Company

6/19/2018 03:30:06 PM 89%

Jasper County Board of Education 1

8. Enter your employee ID



9. After entering your ID you will see the below dashboard of options

